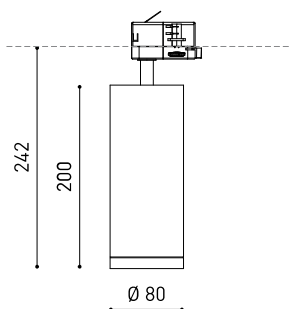




### Dimensions



### Accessories



ANTI-GLARE HONEYCOMB  
LOUVER



TRACK 3L OPTIONS

### PRODUCT

Name	FIT 80 FLOOD 3000K NT
Reference	A3570131NT
Color	Textured black
RAL	9005
Category	TRACK LIGHTS

### LIGHT SOURCE

Type	LED
Gross luminous flux	2500 lm
Colour temperature	3000 K
Chromatic stability	MacAdam Step 2
Colour Rendering Index	CRI>90
Power	19 W
Current	550 mA
Efficacy	132 lm/W
LED lifespan	L90B10 >55.000h
Energy efficiency class	E

### LIGHTING FIXTURE | PHOTOMETRIC DATA

Lighting efficiency	85%
Light beam angle	37°

### LIGHTING FIXTURE | ELECTRICAL DATA

Driver	Included
Power values of the system	21,57 W
Frequency	50/60 Hz
Dimming	No Dim
Electrical insulation class	⚡

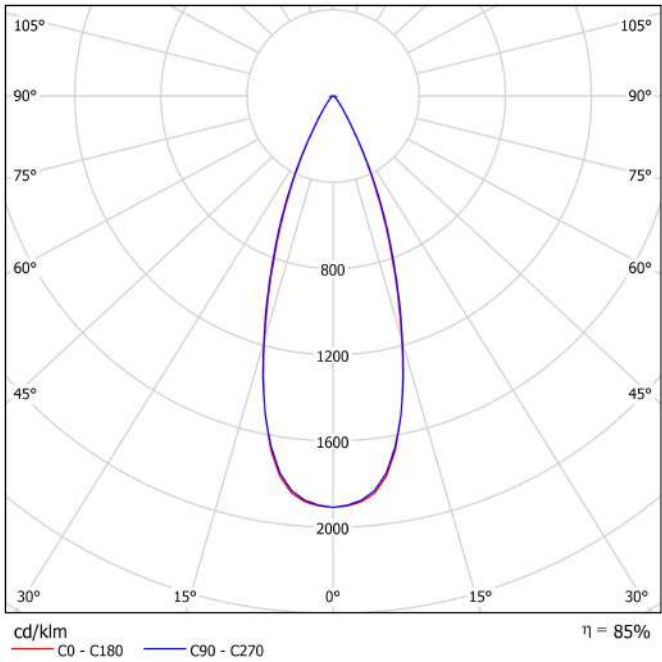
### OTHER DATA

Sealing	IP20
Wireless control	Please Consult
Swivel angle	90°
Rotation angle	360°
Track type	Track 3L+N
Weight	970 g
Packaged weight	1100 g
Packaging dimensions	325 x 135 x 96 mm
Units per package	1
Materials	Aluminium / Polycarbonate

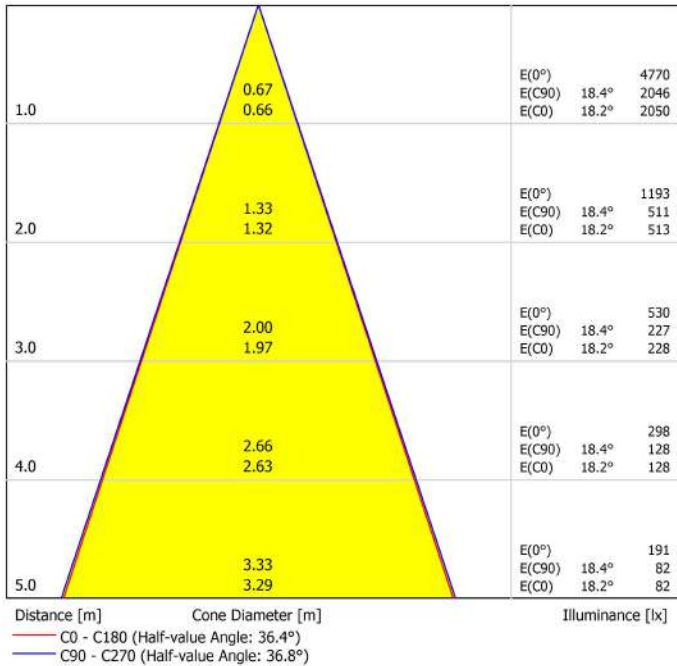


Fit, is a spotlight for triphasic track applicatios available in two versions (Ø80 and Ø65). Cylindrical geometry and essential forms, it stands out for its minimalistic looking and its functionality as it can be orientated in any direction. The black perimeter around its mouth and its honeycomb accessory, highlights its anti-glare vocation.

Polar diagram



Conical diagram





PRODUCT	
Model	Anti-glare Honeycomb Louver
Reference	A3570000
Category	Accessories
NOT SOLD SEPARATELY.	



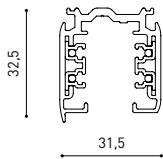
Anti-glare Honeycomb Louver

Accessory featuring a honeycomb structure designed to control the light beam, reduce glare, and prevent direct exposure to the light source.

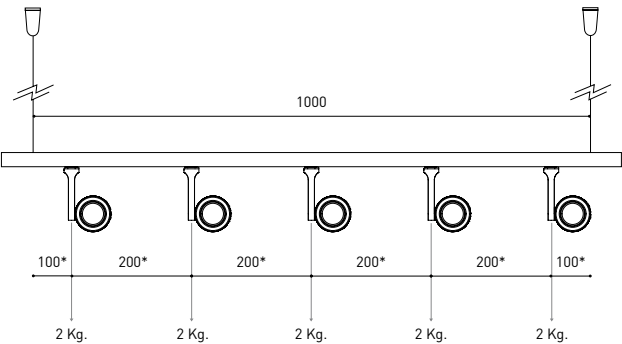
Track Options

Choose the track version required for your project configuration.

Surface & suspension

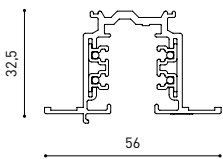


TRACK 3L 1m	A282-01-00-	B	N
TRACK 3L 2m	A282-02-00-	B	N
TRACK 3L 3m	A282-03-00-	B	N



\*minimum distance (mm.)

Flush mounting\*



TRACK 3L FLUSH 1M	A282-11-00-	B	N
TRACK 3L FLUSH 2M	A282-12-00-	B	N
TRACK 3L FLUSH 3M	A282-13-00-	B	N



WEIGHT BEAR CAPACITY

Distancia de fijación y capacidad de carga.  
Distancia de fijación recomendada l- 1000mm.

Fastening distance and loading capacity.  
Recommended fastening distance l- 1000mm.

Distance de fixation et capacité de charge.  
Distance de fixation recommandée l- 1000mm.

Distanza di installazione e capacità di carico.  
Distanza consigliata di fissazione l- 1000mm.

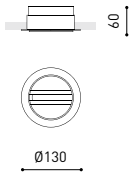
Befestigungsabstand und Belastbarkeit.  
Empfohlener Abstand l- 1000mm.

Alternative installation accessories

Fit Model: accessory only available in black finish  
Six Model: accessories not available

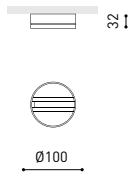
TRACKLIGHT Recessed Adapter

0000-55-44-	W
0000-55-40-	N



TRACKLIGHT Surface Adapter

0000-55-43-	W
0000-55-39-	N

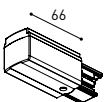


COLOUR | B ☐ RAL 9016 | N ☒ RAL 9005 |

## Complementary track accessories

Use end caps and joiners to connect, close, and finish your track setup.

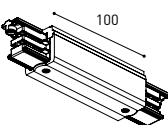
### Surface & suspension



**TRACK 3L Live-End Connector**


A282-00-01- | B | N |

A282-00-02- | B | N |



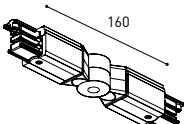
**TRACK 3L Central Connector**

A282-00-03- | B | N |



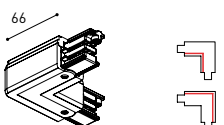
**TRACK 3L Ceiling Kit**

A219-21-06- | B | N |



**TRACK 3L Universal Angle**

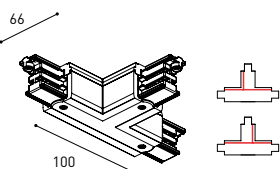
A282-00-15- | B | N |



**TRACK 3L 90° Angle**

A282-00-06- | B | N |

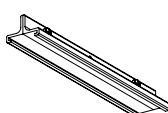
A282-00-07- | B | N |



**TRACK 3L T Joint**


A282-00-16- | B | N |

A282-00-17- | B | N |



**TRACK 3L Mechanical Joint**

A219-21-11- | B | N |

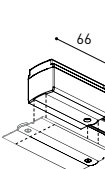


**TRACK 3L Suspension Kit**

A219-21-10- | B | N |

At least 2 units needed

### Flush mounting



**TRACK 3L Live-End Connector**

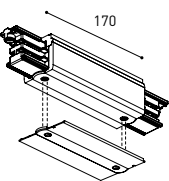
A282-00-01- | B | N |

A282-00-02- | B | N |

**TRACK 3L FLUSH Cover Plate**

A282-10-19- | B | N |

Mandatory for installation




**TRACK 3L Central Connector**

A282-00-03- | B | N |

**TRACK 3L FLUSH Cover Plate**

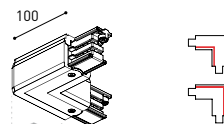
A282-10-19- | B | N |

Mandatory for installation



**TRACK 3L FLUSH Ceiling Kit**

A219-22-06- | B |



**TRACK 3L 90° Angle**

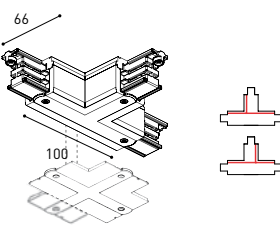
A282-00-06- | B | N |

A282-00-07- | B | N |

**TRACK 3L FLUSH Corner Cover Plate**

A282-10-20- | B | N |

Mandatory for installation



**TRACK 3L T Joint**

A282-00-16- | B | N |

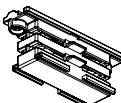
A282-00-17- | B | N |

**TRACK 3L FLUSH Corner Cover Plate**

A282-10-20- | B | N |


Mandatory for installation

### Surface, suspension & flush mounting




**TRACK Contact Joint**

A282-00-04- | B | N |



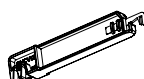
**TRACK End**

A219-20-02- | B | N |



**TRACK Clamp Kit for M6 ROD**

A219-21-21- | B |



**TRACK Bending Tool**

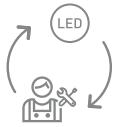
A282-00-00

For tracks its lenght has been modified

COLOUR | B □ RAL 9016 | N ■ RAL 9005 |

Calle N, s/n - Pol. Ind. El Oliveral  
46394 Ribarroja del Turia-Valencia (Spain)  
info@arkoslight.com - www.arkoslight.com





Fuente de luz (LED) reemplazable por un profesional autorizado

Replaceable (LED only) light source by an authorized professional.

Source lumineuse (LED) remplaçable par un professionnel agréé

Sorgente luminosa (LED) sostituibile da parte di un professionista autorizzato

Austauschbare (LED) Lichtquelle durch einen autorisierten Fachmann



Equipo de control reemplazable por un profesional autorizado

Replaceable control gear by an authorized professional

Dispositif de commande remplaçable par un professionnel agréé

Alimentatore sostituibile da parte di un professionista autorizzato

Auswechselbares Betriebsgerät durch autorisierten Fachmann

## Instrucciones para el final de vida y la eliminación de los componentes:

### Instructions on end-of-life and component disposal:

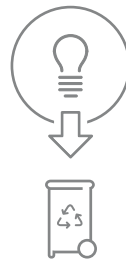
### Instructions pour la gestion des composants en fin de vie et leur mise au rebut :

### Istruzioni per il fine vita e lo smaltimento dei componenti:

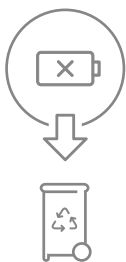
### Anweisungen zur entsorgung der Leuchtenkomponenten:



Interrumpir la alimentación del aparato  
Cut the power supply to the luminaire  
Couper l'alimentation du luminaire  
Interrompere l'alimentazione dell'apparecchio  
Stromversorgung der Leuchte unterbrechen



Quitar la(s) fuente(s) de luz para el desecho  
Remove light source(s) for disposal  
Retirer la (les) source(s) lumineuse(s) pour l'élimination  
Rimuovere la/le sorgente/e di luce per lo smaltimento  
Lichtquelle(n) zur Entsorgung entfernen



Quitar la batería para el desecho  
Remove the battery for decommissioning  
Retirer la batterie pour sa mise au rebut  
Rimuovere la batteria per la dismissione  
Die Batterie ordnungsgemäß entsorgen



Quitar el equipo de control para el desecho  
Remove control gear for disposal  
Retirer le dispositif de commande pour l'élimination  
Rimuovere l'alimentatore per lo smaltimento  
Betriebsgerät zur Entsorgung ausbauen

Enviar los materiales a un centro de recogida RAEE  
Send the materials to a WEEE collection centre  
Envoyer les matériaux dans une déchetterie DEEE  
Inviare i materiali ad un centro di raccolta RAEE  
Die Materialien in einem WEEE-Zentrum entsorgen

